

NEW

# BX

## SS9451SCM



### PRODUCT INTRODUCTION

Neptune BX Unique X optical design, one innovative lamp can create infinite extension effect, 100W laser light source, super large light-emitting lens 180mm, extremely narrow beam angle 0.7°, close to parallel beam, The beam effect is strong and with a sharp edge, it is formed with high-efficiency optic, suitable for urban landscape, cultural tourism lighting, concerts, theme parks and medium to large scale application.

### PRODUCT PARAMETERS

#### Optical system

Light source	100W LASER
Lens diameter	180mm
Angle	0.7°-5°
Illuminance	20m@170,000lx (0.7°)
Luminous flux	≥3000lm

#### Appearance

Size	381x280x665mm
Weight	26.7KG
casting	Magnalium and Die-cast
Color	Black

#### Electrical Specs

Voltage	AC100-240,50/60Hz
Max.Power	270W
Power Connection	Seetronic power input and output
Signal socket	3pin or 5pin in and out, RJ45 in and out, USB-C

#### Control System

Pan/Tilt rotation	540°/270°(8-16bit)
Dimmer	0-100% 24Bit
Cooling	Forced Convection
Display	On Board Control, Custom Mode. 0-25Hz Strobe

Con Personality	BASIC(19CH)\STANDARD(23CH)\EXTEND(27CH)
Control	DMX512、RDM、ARTNET、SACN、W-DMX(optional)、Bluetooth

#### Effect synthetic system

Static Gobo	19 gobos+white
Colors	One color wheel(19 color+white, rainbow-floweffect)
Rotating Gobo	6 gobos
CMYK	CMYK

Prism	One 24 prism +One 8 prism, bidirectional rotating speed can be adjusted
Frost	1 Frost filter.bidirectional rotating

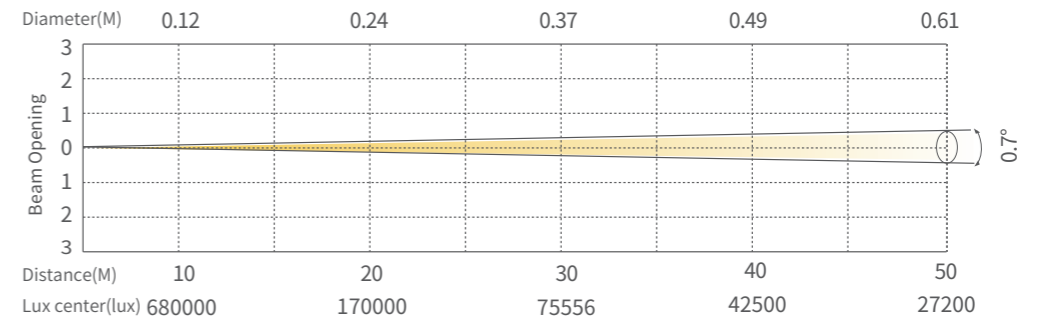
#### Certification

CE

#### Work Environment


Ambient Temp	-20°C-45°C
IP Rated	IP66

### ILLUMINANCE AT DISTANCE




### FUNCTIONS

#### Fixed Gobo



#### Rotation Gobo



#### Color wheel



#### CMY



### DIMENSIONS

